


OPERATIONAL SERVICES DEPARTMENT



The Operational Services Department oversees and maintains various functions within the Town. This includes managing the Town's domestic water system, agricultural irrigation system, wastewater collections system, roads, sidewalks, parks, municipal buildings, and other essential services.

DEPARTMENT DESCRIPTION

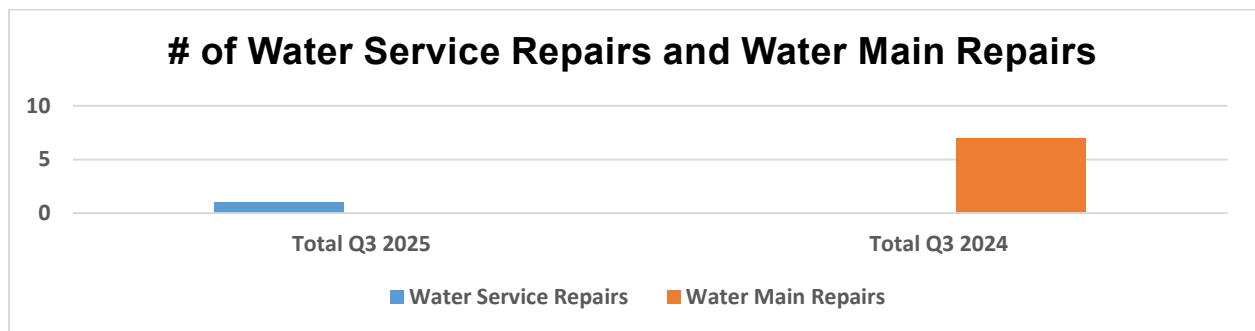
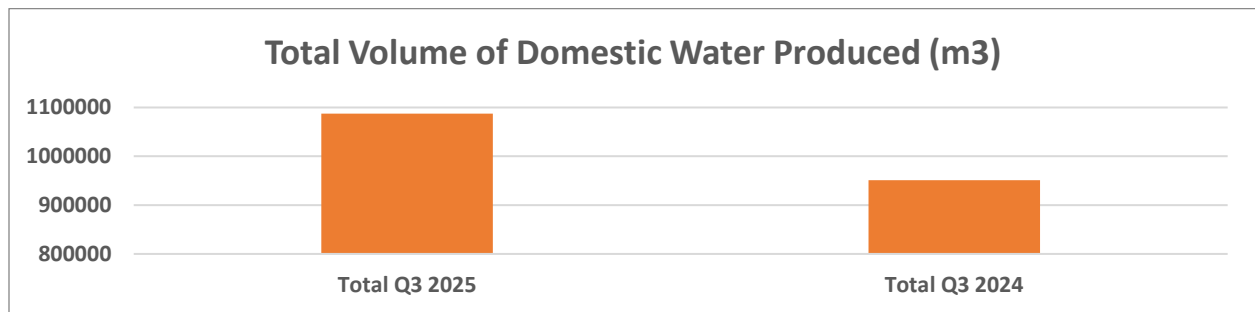
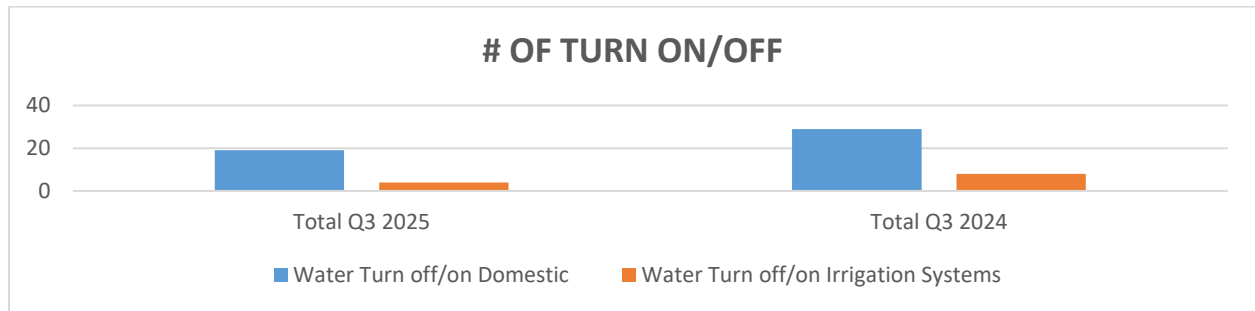
The **Operational Services Department** manages the Town’s essential infrastructure, services, and assets to maintain community welfare and quality of life.

The Department oversees water, sewer, stormwater, irrigation, roads, parks, cemetery, facilities, fleet, airport, and solid waste systems. It is divided into two sub-departments:

- **Utility Services:** Operates and maintains the domestic water, irrigation, wastewater, and stormwater systems, ensuring regulatory compliance through testing, flushing, and other maintenance activities.
- **Public Works Services:** Maintains roads, sidewalks, parks, cemetery, airport, facilities, fleet, and landfill, performing tasks such as snow removal, tree pruning, street sweeping, mowing, and paving.

DOMESTIC WATER SYSTEM

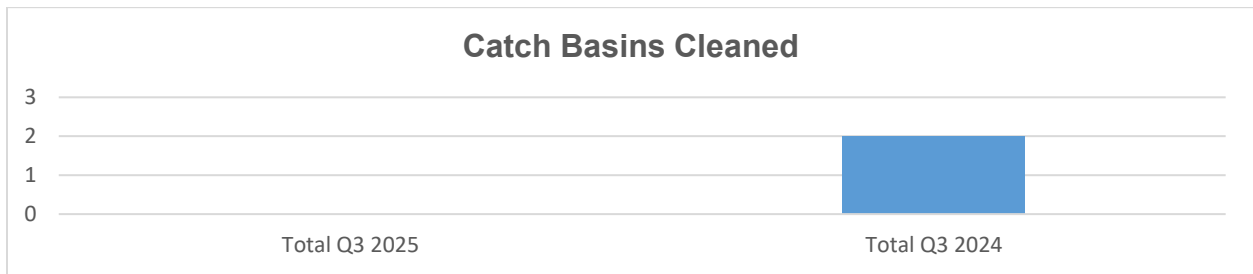
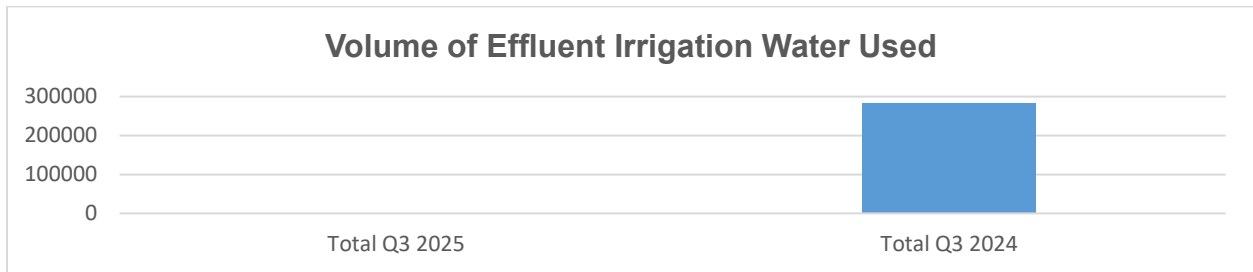
The system consists of 51.3 km of water mains, 228 fire hydrants, 6 wells, 2 booster stations, 4 reservoirs and services a winter population of approximately 8,000 and a summer population of approximately 15,000.



SANITARY SEWER (WASTEWATER) SYSTEM

The sanitary sewer system collects wastewater from all properties within Town limits and includes 23 pump stations, 78 km of pipes, and a treatment facility.

*PLEASE NOTE Q3 2025 DATA WILL BE UPDATED ASAP.



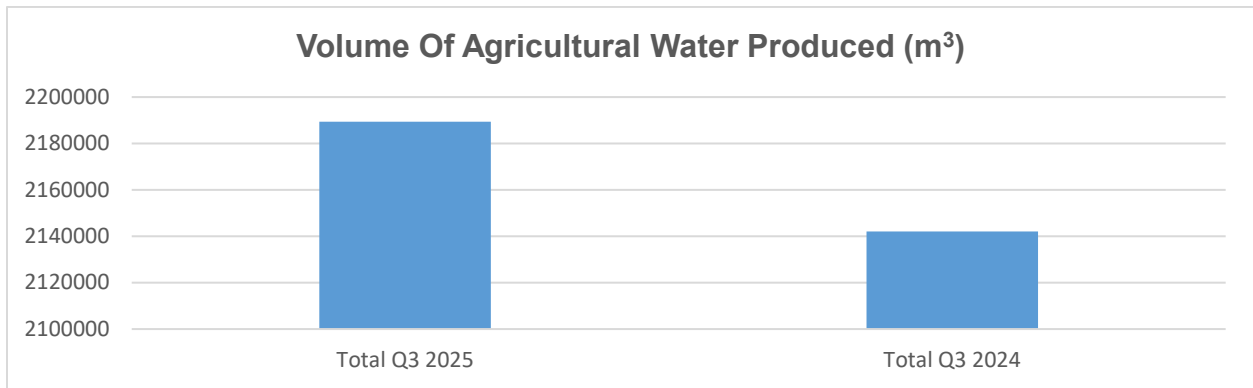
The Town’s stormwater system primarily uses groundwater “soakaways,” directing surface water through catch basins into perforated manholes for groundwater infiltration. Some areas discharge directly to Osoyoos Lake (e.g., Highway 3 and Lakeshore), where oil/silt separators reduce contaminants.

Activities include mainline flushing, catch basin cleaning, pump maintenance, headwall inspections, and oil/silt separator upkeep.

AGRICULTURAL IRRIGATION SYSTEM

Activities include:

- Main repairs due to breaks.
- Operation and maintenance of two intake pump stations.
- Seasonal system activations - spring and fall.
- Flow control valve testing.
- Operations and maintenance of chlorine injection systems – Chlorine Gas.
- Water quality sampling – weekly, quarterly.
- Operation and maintenance of instrumentation.



ROADS

The Department maintains 44 km of paved roads, providing snow and ice control, road sweeping, traffic marking, and the upkeep of regulatory and informational signage.



AIRPORT

The airport, CBB9 is a “registered aerodrome” 755 metres long. The site has seen some improvements over the years, from a paved runway to development of a paved apron and taxiing areas. The airport consists of two approach directions as well as a windsock.

Activities include Snow and ice control / Runway sweeping / Windsock replacement.

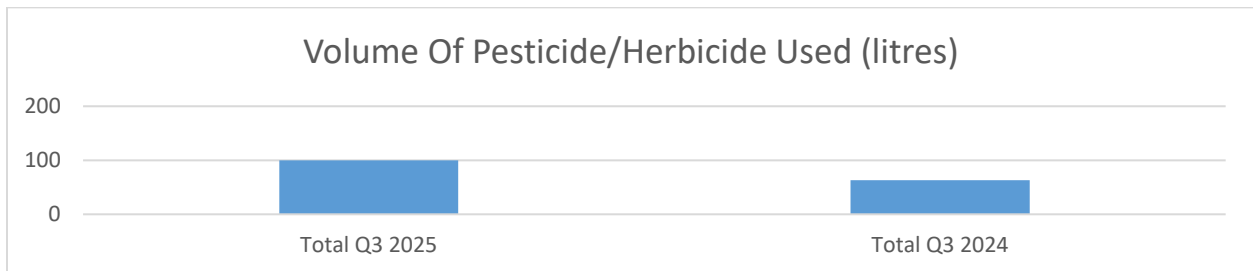
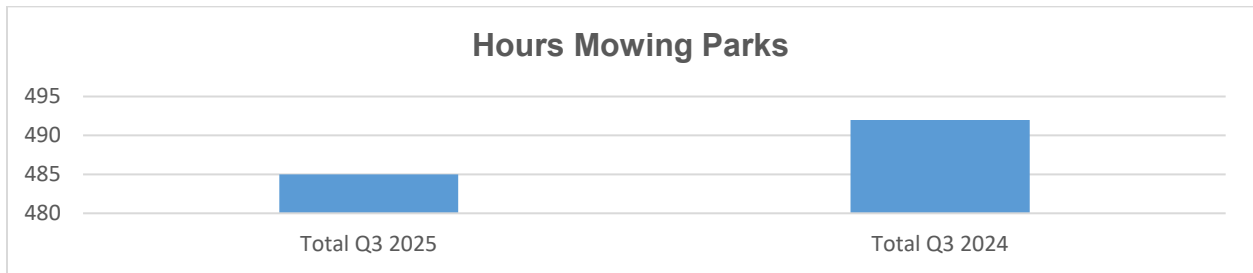
MUNICIPAL FACILITIES

The Department oversees the Operational Services Yard, Town Hall, Desert Sun Building, Art Gallery, and Chickadee Facility, handling basic tasks like fixture installs, filter and bulb changes, and furniture removal. Other maintenance is contracted out.

PARKS INCLUDING GREEN SPACES


The Department mows, line trims and maintains approximately 38 hectares (93 acres) of parks and green spaces throughout the community.

Activities include Vegetation and landscaping maintenance / Irrigation repairs and maintenance / Fertilization / Weed and invasive species control – public property.



CEMETERY

The Department maintains Lakeview Cemetery (1.3 ha/3 acres) on 176 Ave, which includes a Columbarium, burial, and cremation plots. Activities include irrigation, mowing, landscaping, excavation and preparation for interments, headstone placement, site grading, and snow/ice control.

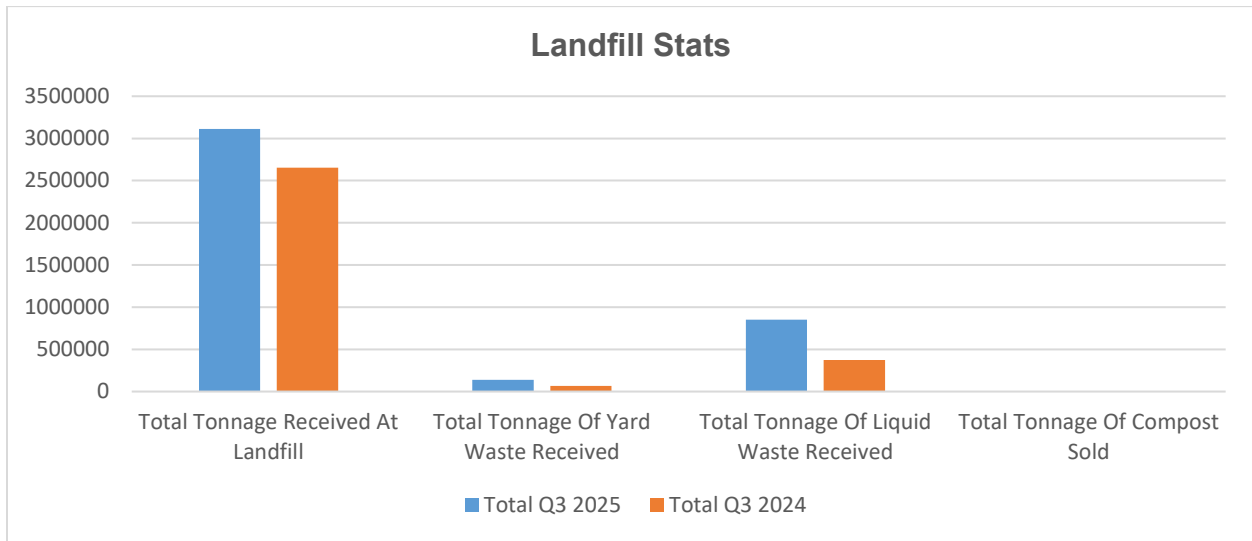


HUMAN RESOURCES - TRAINING

Operational Services continues to put training to the forefront of our staff's success, training opportunities vary depending on what else is happening during that quarter.



SOLID WASTE



FLEET

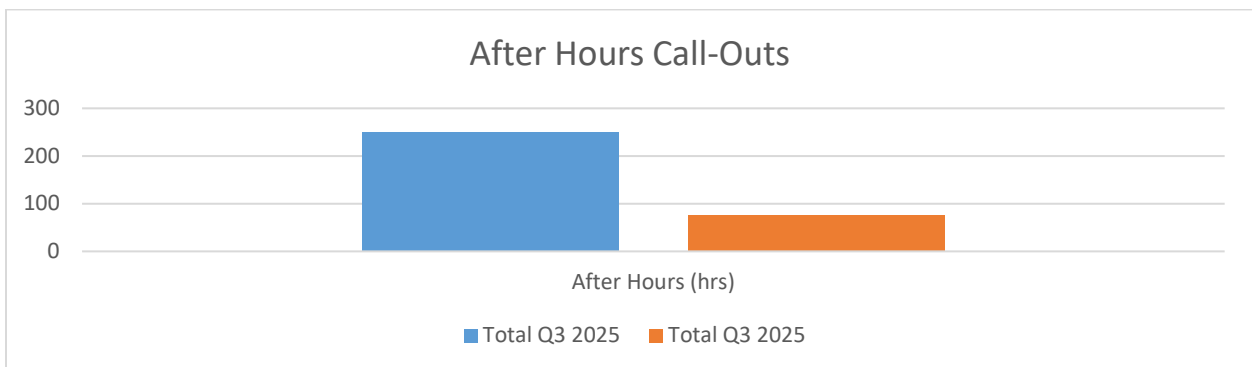
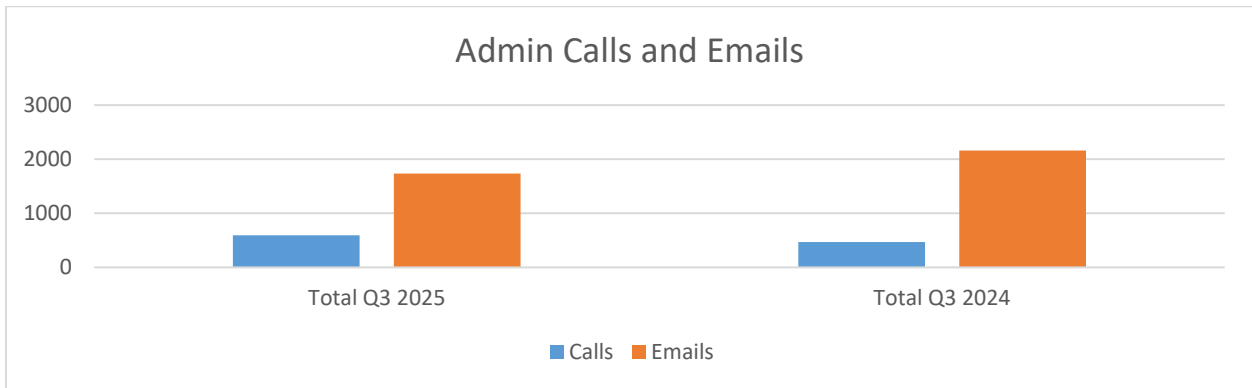
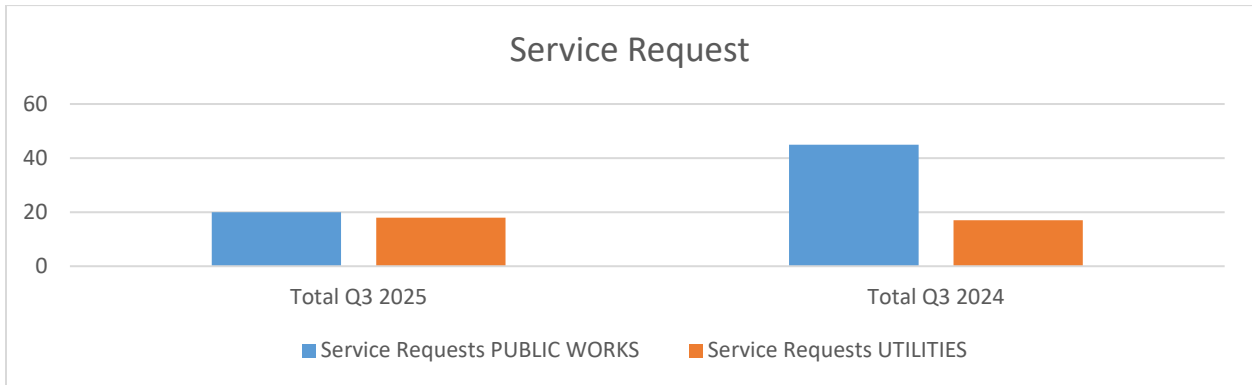
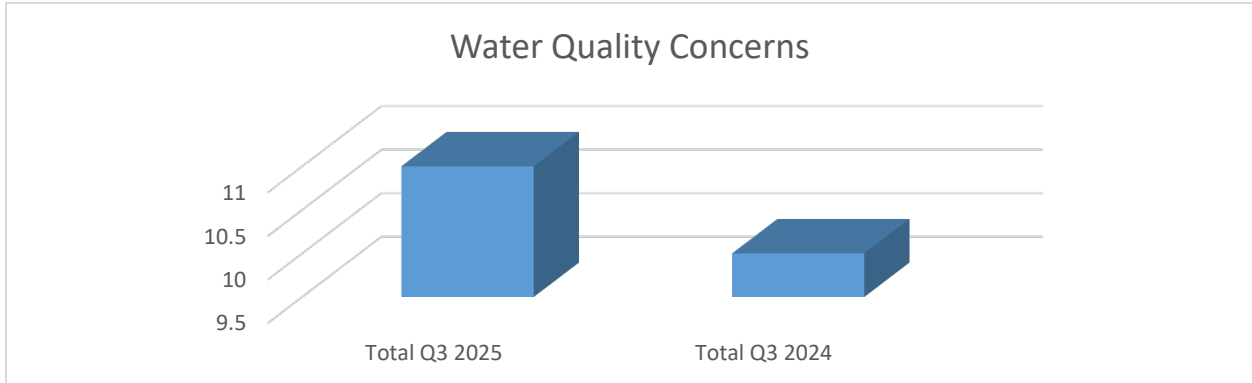
Our fleet includes vehicles from light pickups to combination trucks for sewer flushing and hydro-excavation, plus equipment for water system repairs and winter snow/ice control. Regular maintenance and replacement are essential.

The Department owns and maintains the following mobile equipment:

- 1 Backhoes
- 3 5-Ton Dump Trucks with snow and ice control equipment
- 1 Combination truck (Hydro-Excavation)
- 1 Mini Excavator
- 2 2-Ton Dump Trucks
- 1 Road Sweeper
- 1 Beach Cleaner
- 3 Self Propelled Mowers
- 4 Tractors
- 2 Flat Deck with a knuckle boom crane
- 28 Light and medium duty vehicles
- 2 Utility Vehicles
- 1 Loader
- 1 2-Ton Manlift

GENERAL OPERATIONS

Below are some general statistics on the Operational Services Department.



QUARTERLY REPORT JULY 1 – SEPTEMBER 30, 2025

CAPITAL PROGRAM

***PLEASE NOTE THAT THIS SECTION WILL BE UPDATED IN THE FOLLOWING QUARTERLY REPORT**

The 2024 Capital Program includes a total of 34 projects, with eight (8) wastewater related, 11 water related and the remaining 15 projects funded by general revenue.

The table below is a list of the capital projects included in the 2024 budget and their status.

Project	Sub-Department	Completion	Budget Year	Budget
DCC Bylaw Update	Planning	2025	2024	\$75,000.00
Temporary Flood Mitigation Equipment Plan	Planning	2025	2024	\$150,000.00
Transportation Master Plan	Road	2025	2024	\$200,000.00
ATNP	Road	2025	2024	\$75,000.00
Runway Marking	Airport	2025	2024	\$15,000.00
Light Truck/SUV	Fleet	2025	2024	\$60,000.00
Park Irrigation Upgrades	Parks	2025	2024	\$75,000.00
Sand Placement	Parks	2025	2024	\$25,000.00
Ops Office Upgrades - Design	Buildings	2025	2024	\$100,000.00
Hazardous Material Removal - Art Gallery	Buildings	2024	2024	\$75,000.00
Berm Development - Open Face	Solid Waste	2024	2024	\$200,000.00
Update Landfill Closure/Op/Dev Plan	Solid Waste	2024	2024	\$100,000.00
MARR Program	Solid Waste	2024	2024	\$20,000.00
Organic Curbside	Solid Waste	2024	2024	\$20,000.00
WWTP Standby Power	Sewer	2025	2024	\$218,000.00
Gala Crescent WWPS	Sewer	2025	2024	\$560,240.00
Magnolia	Sewer	2025	2024	\$375,000.00
SCADA	Sewer	2027	2024	\$158,429.00
WWTP - Odour Control	Sewer	2025	2024	\$2,900,000.00
WWTP - Lagoon Review and Predesign	Sewer	2025	2024	\$1,000,000.00
WWPS Pump Rehab	Sewer	2025	2024	\$300,000.00
Marina WWPS	Sewer	2025	2024	\$45,000.00
74th Water Main Upgrade	Water	2025	2024	\$675,000.00

QUARTERLY REPORT JULY 1 – SEPTEMBER 30, 2025

Fairways Hills Booster - Genset	Water	2026	2024	\$150,000.00
Water Conservation Plan Update	Water	2025	2024	\$50,000.00
Groundwater Protection Plan	Water	2026	2024	\$100,000.00
Magnolia	Water	2025	2024	\$375,000.00
340-402 Booster	Water	2026	2024	\$850,000.00
Central 74th Water Main Replacement	Water	2026	2024	\$1,000,000.00
Heron Lane - Loon Crescent Water Main Replacement	Water	2026	2024	\$500,000.00
LaRose Servicing - Hwy 3	Water	2024	2024	\$500,000.00

Green highlight – Complete /
 Gold highlighted – Delayed /
 Blue highlighted – On Schedule

2024 Projects of Note:

***PLEASE NOTE THAT THIS SECTION WILL BE UPDATED IN THE FOLLOWING QUARTERLY REPORT**

Surface Water Treatment Facility and Lake Intake

- This project is currently in the pre-planning stage, which will include:
 - Detailed facility placement review.
 - Treatment pilot study.

85th Street Pedestrian Plaza

- Construction is completed.

Flood Mitigation Program

- Project is designed and has been tendered. Completion by December 31, 2025.

Design, Operations and Closure Plan (DOCP) – Landfill

- Landfill operational review completed as well as site survey.

Universal Water Metering

- In final stages of completion with installation of pit meters.